

**2013-
2014**

**STATISTICS ON
EDUCATION IN
BARBADOS AT A GLANCE**

This document provides concise information on the major areas of the Barbados education system. These areas include statistics on finance, student enrolment, teachers and examinations.

FINANCIAL STATISTICS

PUBLIC EXPENDITURE ON EDUCATION BY LEVEL	
Pre-primary, Primary, Special	\$160,539,104
Secondary	\$127,357,456
Tertiary ¹	\$144,990,315
TOTAL PUBLIC EXPENDITURE ON EDUCATION	
\$ 499,396,266	
ASSOCIATED INDICATORS	
Public expenditure on education as a percentage of total expenditure	13%
Public expenditure on education as a percentage of GDP	6%
Public CURRENT expenditure on education as a percentage of public expenditure on education	95%
Public CAPITAL expenditure on education as a percentage of public expenditure on education	5%
Public expenditure per student as a percentage of GDP per capita	24%

¹ Includes post-secondary institution, Samuel Jackman Prescod Polytechnic

ENROLMENT AND TEACHER STATISTICS

PRE-PRIMARY, PRIMARY, SPECIAL AND SECONDARY EDUCATION²

The Pre-Primary, Primary, Special and Secondary educational levels cater to children ranging in age from 3 to 16 years. In Barbados, compulsory education starts at age 5 and ends at 16. Pre-primary education is therefore not mandatory but recent policy has facilitated its expansion.

GROSS ENROLMENT RATE (GER)

MALES	FEMALES	TOTAL
101%	103%	102%

NET ENROLMENT RATE (NER)

MALES	FEMALES	TOTAL
96%	97%	96%

GENDER PARITY INDEX (GPI)

SECTOR	MALES : FEMALES
Public	1.05
Private	0.86
Total	1.03

² All figures presented on private schools have been estimated

PRE-PRIMARY EDUCATION

In Barbados, Pre-primary education caters to children between 3 and 5 years old. Pre-primary education spans two instructional grades known as Nursery and Reception.

SCHOOLS BY TYPE

TYPE	QUANTITY OFFERING
PUBLIC	
Nursery	10
Primary	69
	79
PRIVATE	
Nursery	14
Primary/Mixed ³	22
	36

³ Mixed refers to institutions that also offer instruction at multiple levels.

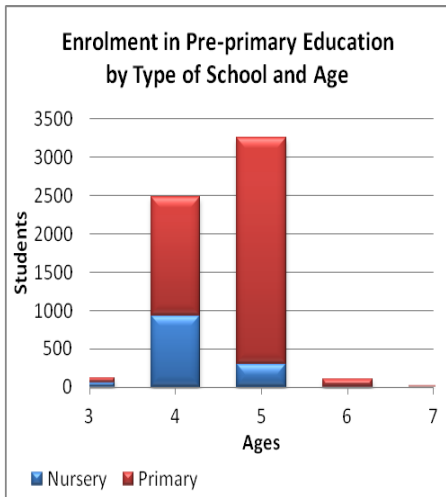
ENROLMENT BY SCHOOL TYPE AND SEX

SCHOOL TYPE	MALES	FEMALES	TOTAL
PUBLIC			
Nursery	508	518	1026
Primary	2036	1997	4033
	2544	2515	5059
PRIVATE			
Nursery	134	137	271
Primary/ Mixed	305	331	636
	439	468	907
GRAND TOTAL	2983	2983	5966

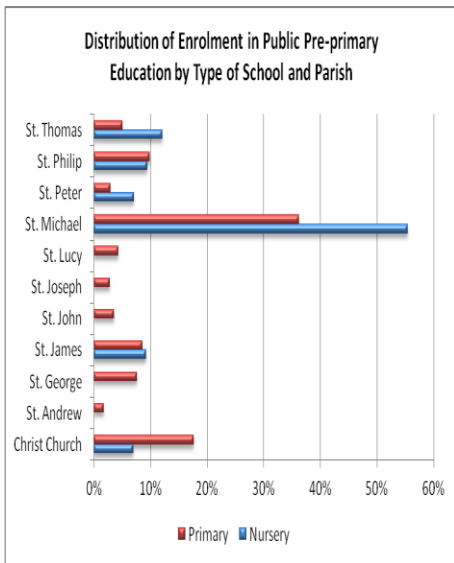
ENROLMENT INDICATORS

	MALES	FEMALES	TOTAL
GER	81%	85%	83%
NER	74%	78%	76%
	PUBLIC	PRIVATE	TOTAL
GPI (m:f)	1.01	0.94	1.00

ENROLMENT BY AGE⁴



ENROLMENT BY PARISH



TEACHERS BY SCHOOL TYPE

SCHOOL TYPE	MALES	FEMALES	TOTAL
PUBLIC			
Nursery	3	88	91
Primary	12	219	231
	15	307	322
PRIVATE			
Nursery	x	x	x
Primary/ Mixed	5	44	49
	5	44	49
GRAND TOTAL	212	159	371

x – included in category below

TEACHERS BY TRAINING AND SEX

STATUS	MALES	FEMALES	TOTAL
PUBLIC			
Trained	6	182	188
Untrained	11	123	134
	17	305	322
PRIVATE			
Trained	1	23	24
Untrained	4	21	25
	5	44	49
GRAND TOTAL	212	159	371

⁴ Ages are calculated as at the end of the academic year

PRIMARY EDUCATION

Primary education caters to students between ages 5 and 11. It spans six grades referred to as Infants A, Infants B, Class 1, Class 2, Class 3 and Class 4.

SCHOOLS BY TYPE

TYPE	QUANTITY OFFERING
PUBLIC	
Primary	70
PRIVATE	
Primary/Mixed	26
GRAND TOTAL	96

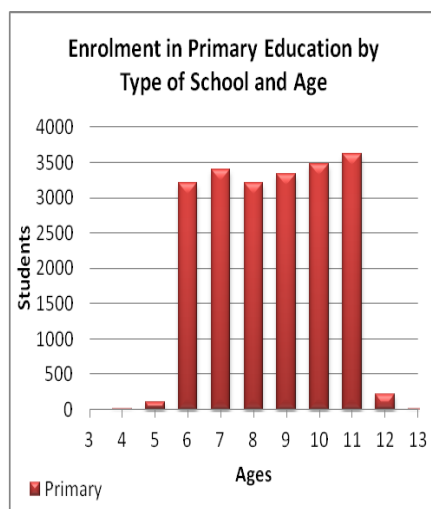
ENROLMENT BY SCHOOL TYPE AND SEX

SCHOOL TYPE	MALES	FEMALES	TOTAL
PUBLIC			
Primary	9230	8892	18122
PRIVATE			
Primary/Mixed	1187	1263	2450
GRAND TOTAL	10417	10155	20572

ENROLMENT INDICATORS

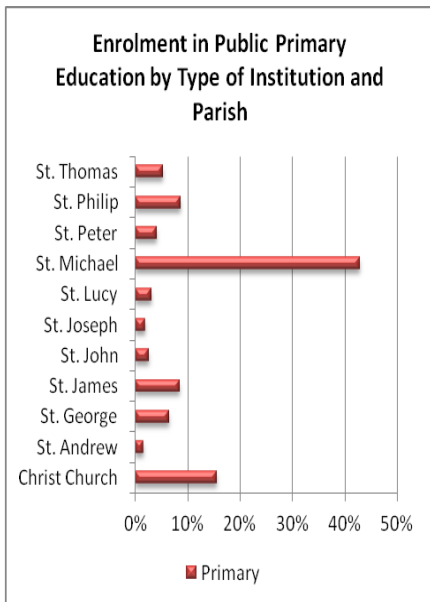
	MALES	FEMALES	TOTAL
GER	97%	96%	96%
NER	95%	95%	95%
GPI			
(m:f)	1.04	0.94	1.03

ENROLMENT BY AGE⁵



⁵ Ages are calculated as at the end of the academic year

ENROLMENT BY PARISH



TEACHERS BY TRAINING AND SEX

STATUS	MALES	FEMALES	TOTAL
PUBLIC			
Trained	197	755	952
Untrained	125	319	444
	322	1074	1396
PRIVATE			
Trained	4	35	39
Untrained	38	137	175
	42	172	214
GRAND TOTAL	991	619	1610

TEACHERS BY SCHOOL TYPE

SCHOOL TYPE	MALES	FEMALES	TOTAL
PUBLIC			
Primary	322	1074	1396
PRIVATE			
Primary/ Mixed	42	172	214
GRAND TOTAL	991	619	1610

SPECIAL EDUCATION

Special education caters to students with a variety of challenges such as visual impairments, hearing impairments, autism spectrum disorders, Downe's Syndrome, cognitive challenges and attention deficit disorders. In Barbados, the models used to provide special education include dedicated special schools; dedicated units attached to main-stream schools; inclusion units and remedial programmes.

In the public sector, the four primary schools offering dedicated special education in attached units are Charles F. Broome Memorial, Eagle Hall, Ellerton and All Saints', while the three dedicated special schools are Erdiston, Ann Hill and Irving Wilson. The four registered private special schools are the Learning Centre, Challenor Creative Arts and Training Centre, John Payne School for Exceptional Children and the School House for Special Needs.

SCHOOLS BY TYPE

SCHOOL TYPE	QUANTITY OFFERING
PUBLIC	
Primary	4
Special	3
	7
PRIVATE	
Special	4
GRAND TOTAL	11

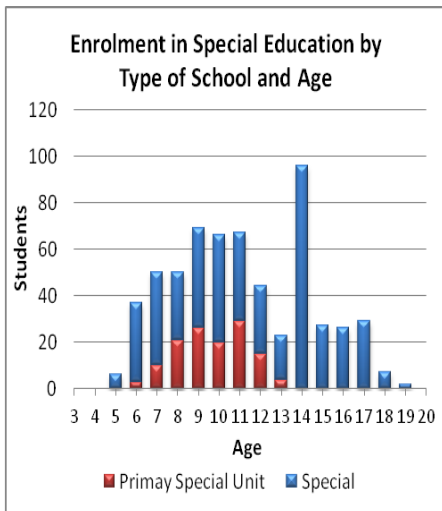
ENROLMENT BY SCHOOL TYPE AND SEX

SCHOOL TYPE	MALES	FEMALES	TOTAL
PUBLIC			
Primary	81	47	128
Special	131	63	194
	212	110	322
PRIVATE			
Special	194	83	277
GRAND TOTAL	406	193	599

ENROLMENT INDICATORS

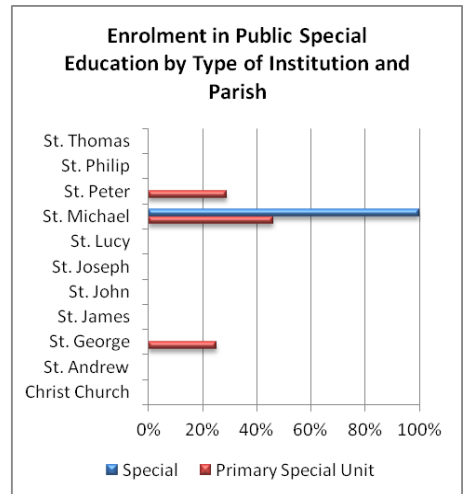
	MALES	FEMALES	TOTAL
GER	3%	1%	2%
NER	2%	1%	1%
	PUBLIC	PRIVATE	TOTAL
GPI (m:f)	1.93	2.34	2.10

ENROLMENT BY AGE⁶



⁶ Ages are calculated as at the end of the academic year

ENROLMENT BY PARISH



TEACHERS BY SCHOOL TYPE

SCHOOL TYPE	MALES	FEMALES	TOTAL
PUBLIC			
Primary Special Unit	3	29	32
Special	8	15	23
	11	44	55

TEACHERS BY TRAINING AND SEX

STATUS	MALES	FEMALES	TOTAL
PUBLIC			
Trained	4	30	34
Untrained	7	14	21
	11	44	55

SECONDARY EDUCATION

Secondary education caters to students between ages 11 and 16; spanning five grades known as Form 1, Form 2, Form 3, Form 4 and Form 5.

SCHOOLS BY TYPE

TYPE	QUANTITY OFFERING
PUBLIC	
Secondary	22
PRIVATE	
Secondary/Mixed	9
GRAND TOTAL	31

ENROLMENT BY SCHOOL TYPE AND SEX

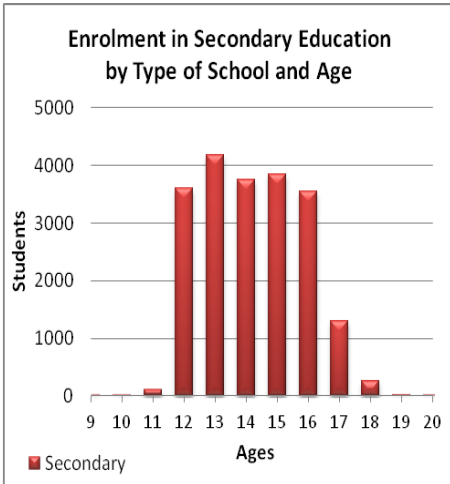
SCHOOL TYPE	MALES	FEMALES	TOTAL
PUBLIC			
Secondary	9931	9376	19307
PRIVATE			
Secondary/ Mixed	465	831	1296
GRAND TOTAL	10396	10207	20603

ENROLMENT INDICATORS

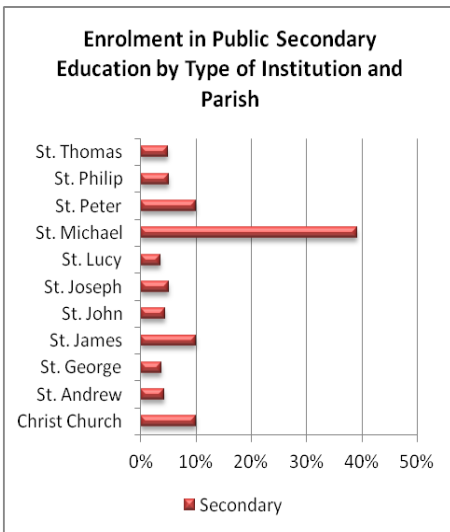
	MALES	FEMALES	TOTAL
GER	110%	117%	114%
ANER*	96%	100%	98%
PUBLIC PRIVATE TOTAL			
GPI (m:f)	1.06	0.56	1.02

*adjusted NER

ENROLMENT BY AGE⁷



ENROLMENT BY PARISH



⁷ Ages are calculated as at the end of the academic year

TEACHERS BY SCHOOL TYPE

SCHOOL TYPE	MALES	FEMALES	TOTAL
PUBLIC			
Secondary	504	802	1306
PRIVATE			
Secondary/ Mixed	33	168	201
GRAND TOTAL	537	970	1507

TEACHERS BY TRAINING AND SEX

STATUS	MALES	FEMALES	TOTAL
PUBLIC			
Trained	283	470	753
Untrained	221	332	553
	504	802	1306
PRIVATE			
Trained	8	47	55
Untrained	25	121	146
	33	168	201
GRAND TOTAL	537	970	1507

POST-SECONDARY NON-TERTIARY EDUCATION

INSTITUTIONS BY TYPE

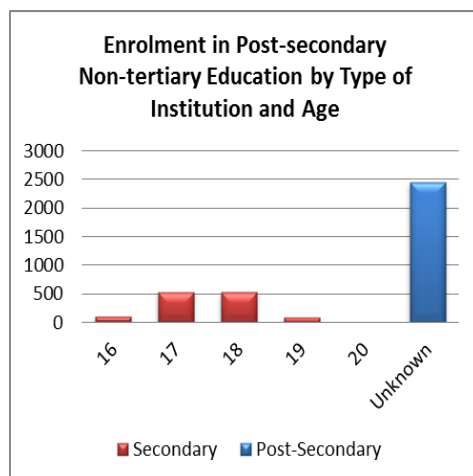
TYPE	QUANTITY OFFERING
Secondary	7
Post-Secondary Non-tertiary	1
GRAND TOTAL	31

Seven public secondary schools offer two years of the post-secondary non-tertiary education level, commonly known as 6th Form. The Samuel Jackman Prescod Polytechnic is the lone institution dedicated to post-secondary non-tertiary education.

ENROLMENT BY INSTITUTION TYPE AND SEX

INSTITUTION TYPE	MALES	FEMALES	TOTAL
Secondary	559	692	1251
Post-Secondary Non-tertiary	1426	1029	2455
GRAND TOTAL	1886	2111	3997

ENROLMENT BY AGE⁸



ENROLMENT INDICATORS

M:F	
GPI	1.15

GRADUATES

INSTITUTION TYPE	MALES	FEMALES	TOTAL
Post-Secondary Non-tertiary	305	295	600

⁸ Ages are calculated as at the end of the academic year

TERTIARY EDUCATION

INSTITUTIONS BY TYPE

TYPE	QUANTITY OFFERING
Tertiary	3

The three public institutions offering tertiary level education in Barbados are the Erdiston Teachers' Training College (ETTC); the Barbados Community College (BCC) and the University of the West Indies, Cave Hill Campus (UWI).

ENROLMENT BY SEX

INSTITUTION	MALES	FEMALES	TOTAL
ETTC ^e	139	168	307
BCC	1278	2610	3888
UWI	2775	5859	8634
GRAND TOTAL	4192	8637	12829

e - estimate

ENROLMENT INDICATORS

M:F	
GPI	0.49

GRADUATES

INSTITUTION	MALES	FEMALES	TOTAL
ETTC	x	x	209
BCC	271	540	811
UWI	597	1582	2179
GRAND TOTAL			

x - included in total

EXAMINATION STATISTICS

BARBADOS SECONDARY SCHOOL ENTRANCE EXAMINATION

The Barbados Secondary School Entrance Examination (BSSEE) is a standardised test with components in Mathematics, English and Essay, which is normally administered to eleven year-old students in the final grade of primary education.

CANDIDATES

MALES	FEMALES	TOTAL
1871	1858	3729

EARLY SITTERS AND DEFERRALS

The Flexible Transfer System facilitates the sitting of the BSSEE by students, as far as their abilities allow, at an early age or at most one year late.

	MALES	FEMALES	TOTAL
Early Sitters	3	4	7
Deferrals	73	40	113

NATIONAL AVERAGES

SUBJECT	AVERAGE
Mathematics	58
English	65
Essay	C

DISTRIBUTION OF SCORES

SCORE RANGES	DISTRIBUTION
MATHEMATICS	
0-39 (Unsatisfactory)	30%
40-100 (Satisfactory)	71%
ENGLISH	
0-39 (Unsatisfactory)	14%
40-100 (Satisfactory)	86%
ESSAY	
D - F (Unsatisfactory)	29%
A - C (Satisfactory)	71%

CARIBBEAN SECONDARY EDUCATION CERTIFICATE

The Caribbean Secondary Education Certificate (CSEC) is awarded by the Caribbean Examinations Council in a variety of general and technical/vocational subject areas. Students normally sit CSEC examinations at the end of the fifth year of secondary school.

REGISTRATIONS AND SITTINGS

	COUNT	%
Males	8,635	
Females	11,337	
Total Registrations	19,972	
Males	8,232	95%
Females	10,898	96%
Total Sittings	19,130	96%

OVERALL PASS RATES

GRADES	MALES	FEMALES	TOTAL
I	13%	15%	14%
II	26%	27%	27%
III	32%	32%	32%
TOTAL	71%	74%	73%

PASS RATES IN ENGLISH

GRADES	MALES	FEMALES	TOTAL
I	18%	26%	23%
II	27%	26%	26%
III	26%	25%	26%
TOTAL	72%	78%	75%

PASS RATES IN MATHEMATICS

GRADES	MALES	FEMALES	TOTAL
I	15%	16%	16%
II	25%	22%	23%
III	32%	30%	31%
TOTAL	73%	68%	70%

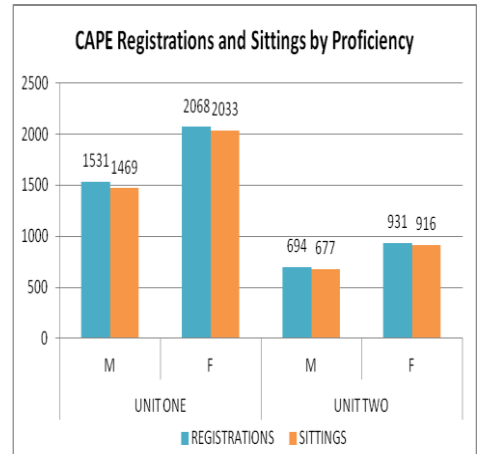
CARIBBEAN ADVANCED PROFICIENCY EXAMINATION

The Caribbean Advanced Proficiency Examination (CAPE) is administered by the Caribbean Examinations Council to students who usually would have completed secondary education certifications and wish to be certified at the post-secondary level. Students normally sit Unit 1 and UNIT 2 of CAPE at the end of the first and second year of post-secondary non-tertiary education (lower- and upper-sixth forms) respectively.

REGISTRATIONS AND SITTINGS

	COUNT	%
Males	2225	
Females	2999	
Total Registrations	5224	
Males	2146	96%
Females	2949	98%
Total Sittings	5095	98%

REGISTRATIONS AND SITTINGS BY PROFICIENCY



OVERALL PASS RATES

GRADES	MALES	FEMALES	TOTAL
I	12%	16%	14%
II	17%	20%	19%
III	23%	21%	22%
IV	20%	20%	20%
V	16%	15%	16%
TOTAL	88%	92%	91%

UNIT ONE PASS RATES

GRADES	MALES	FEMALES	TOTAL
I	12%	15%	14%
II	16%	19%	18%
III	22%	21%	21%
IV	20%	21%	21%
V	18%	16%	17%
TOTAL	87%	93%	90%

UNIT TWO PASS RATES

GRADES	MALES	FEMALES	TOTAL
I	13%	18%	16%
II	20%	21%	21%
III	25%	22%	23%
IV	19%	19%	19%
V	13%	12%	13%
TOTAL	90%	92%	91%

SCHOLARSHIPS, EXHIBITIONS AND SPECIAL AWARDS

TYPE OF AWARD	TOTAL
Barbados Scholarships	14
Males	4
Females	10
Barbados Exhibitions	22
Males	3
Females	19
Special Awards (National Development Scholarship)	6
Males	2
Females	4
Total Awards	42
Males	9
Females	33