

**2013-  
2014**

**STATISTICS ON  
EDUCATION IN  
BARBADOS AT A GLANCE**

This document provides concise information on the major areas of the Barbados education system. These areas include statistics on finance, student enrolment, teachers and examinations.

## FINANCIAL STATISTICS

<b>PUBLIC EXPENDITURE ON EDUCATION BY LEVEL</b>	
Pre-primary, Primary, Special	\$160,539,104
Secondary	\$127,357,456
Tertiary <sup>1</sup>	\$144,990,315
<b>TOTAL PUBLIC EXPENDITURE ON EDUCATION</b>	
<b>\$ 499,396,266</b>	
<b>ASSOCIATED INDICATORS</b>	
<b>Public expenditure on education as a percentage of total expenditure</b>	13%
<b>Public expenditure on education as a percentage of GDP</b>	6%
<b>Public CURRENT expenditure on education as a percentage of public expenditure on education</b>	95%
<b>Public CAPITAL expenditure on education as a percentage of public expenditure on education</b>	5%
<b>Public expenditure per student as a percentage of GDP per capita</b>	24%

<sup>1</sup> Includes post-secondary institution, Samuel Jackman Prescod Polytechnic

## ENROLMENT AND TEACHER STATISTICS

### PRE-PRIMARY, PRIMARY, SPECIAL AND SECONDARY EDUCATION<sup>2</sup>

The Pre-Primary, Primary, Special and Secondary educational levels cater to children ranging in age from 3 to 16 years. In Barbados, compulsory education starts at age 5 and ends at 16. Pre-primary education is therefore not mandatory but recent policy has facilitated its expansion.

#### GROSS ENROLMENT RATE (GER)

MALES	FEMALES	TOTAL
101%	103%	102%

#### NET ENROLMENT RATE (NER)

MALES	FEMALES	TOTAL
96%	97%	96%

#### GENDER PARITY INDEX (GPI)

SECTOR	MALES : FEMALES
Public	1.05
Private	0.86
Total	1.03

<sup>2</sup> All figures presented on private schools have been estimated

## PRE-PRIMARY EDUCATION

In Barbados, Pre-primary education caters to children between 3 and 5 years old. Pre-primary education spans two instructional grades known as Nursery and Reception.

### SCHOOLS BY TYPE

TYPE	QUANTITY OFFERING
<b>PUBLIC</b>	
Nursery	10
Primary	69
	<b>79</b>
<b>PRIVATE</b>	
Nursery	14
Primary/Mixed <sup>3</sup>	22
	<b>36</b>

<sup>3</sup> Mixed refers to institutions that also offer instruction at multiple levels.

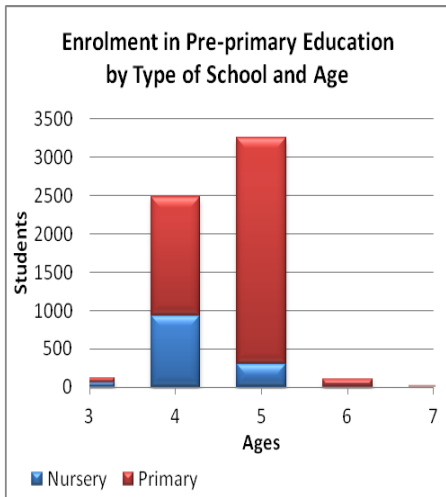
### ENROLMENT BY SCHOOL TYPE AND SEX

SCHOOL TYPE	MALES	FEMALES	TOTAL
<b>PUBLIC</b>			
Nursery	508	518	1026
Primary	2036	1997	4033
	<b>2544</b>	<b>2515</b>	<b>5059</b>
<b>PRIVATE</b>			
Nursery	134	137	271
Primary/ Mixed	305	331	636
	<b>439</b>	<b>468</b>	<b>907</b>
<b>GRAND TOTAL</b>	<b>2983</b>	<b>2983</b>	<b>5966</b>

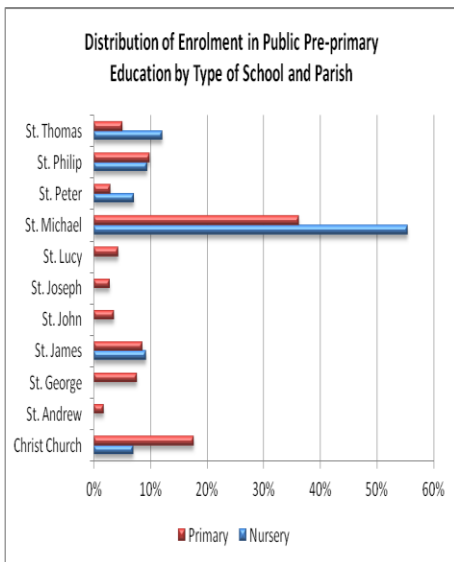
### ENROLMENT INDICATORS

	MALES	FEMALES	TOTAL
<b>GER</b>	81%	85%	83%
<b>NER</b>	74%	78%	76%
	<b>PUBLIC</b>	<b>PRIVATE</b>	<b>TOTAL</b>
<b>GPI (m:f)</b>	1.01	0.94	1.00

### ENROLMENT BY AGE<sup>4</sup>



### ENROLMENT BY PARISH



### TEACHERS BY SCHOOL TYPE

SCHOOL TYPE	MALES	FEMALES	TOTAL
<b>PUBLIC</b>			
Nursery	3	88	91
Primary	12	219	231
	<b>15</b>	<b>307</b>	<b>322</b>
<b>PRIVATE</b>			
Nursery	x	x	x
Primary/ Mixed	5	44	49
	<b>5</b>	<b>44</b>	<b>49</b>
<b>GRAND TOTAL</b>	<b>212</b>	<b>159</b>	<b>371</b>

x – included in category below

### TEACHERS BY TRAINING AND SEX

STATUS	MALES	FEMALES	TOTAL
<b>PUBLIC</b>			
Trained	6	182	188
Untrained	11	123	134
	<b>17</b>	<b>305</b>	<b>322</b>
<b>PRIVATE</b>			
Trained	1	23	24
Untrained	4	21	25
	<b>5</b>	<b>44</b>	<b>49</b>
<b>GRAND TOTAL</b>	<b>212</b>	<b>159</b>	<b>371</b>

<sup>4</sup> Ages are calculated as at the end of the academic year

## PRIMARY EDUCATION

Primary education caters to students between ages 5 and 11. It spans six grades referred to as Infants A, Infants B, Class 1, Class 2, Class 3 and Class 4.

### SCHOOLS BY TYPE

TYPE	QUANTITY OFFERING
<b>PUBLIC</b>	
Primary	70
<b>PRIVATE</b>	
Primary/Mixed	26
<b>GRAND TOTAL</b>	<b>96</b>

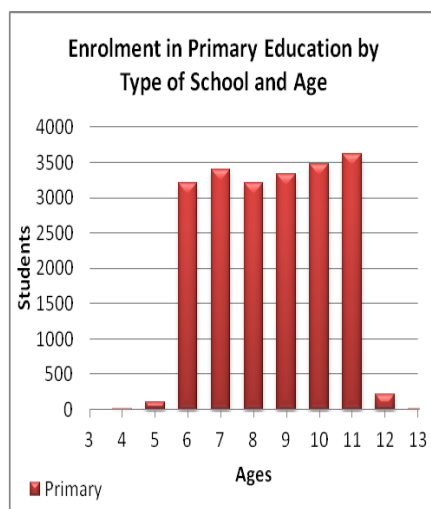
### ENROLMENT BY SCHOOL TYPE AND SEX

SCHOOL TYPE	MALES	FEMALES	TOTAL
<b>PUBLIC</b>			
Primary	9230	8892	18122
<b>PRIVATE</b>			
Primary/Mixed	1187	1263	2450
<b>GRAND TOTAL</b>	<b>10417</b>	<b>10155</b>	<b>20572</b>

### ENROLMENT INDICATORS

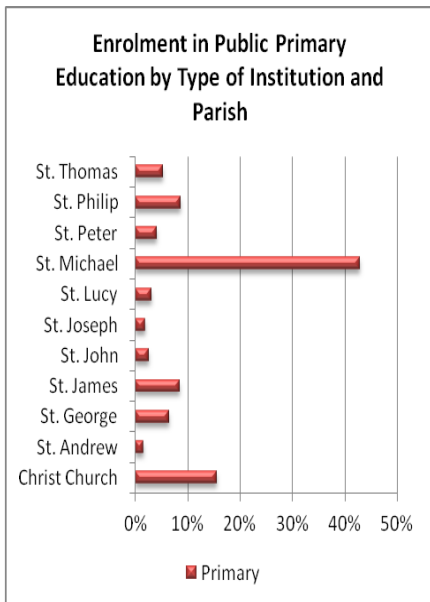
	MALES	FEMALES	TOTAL
<b>GER</b>	97%	96%	96%
<b>NER</b>	95%	95%	95%
	PUBLIC	PRIVATE	TOTAL
<b>GPI (m:f)</b>	1.04	0.94	1.03

### ENROLMENT BY AGE<sup>5</sup>



<sup>5</sup> Ages are calculated as at the end of the academic year

## ENROLMENT BY PARISH



## TEACHERS BY TRAINING AND SEX

STATUS	MALES	FEMALES	TOTAL
<b>PUBLIC</b>			
Trained	197	755	952
Untrained	125	319	444
	<b>322</b>	<b>1074</b>	<b>1396</b>
<b>PRIVATE</b>			
Trained	4	35	39
Untrained	38	137	175
	42	172	214
<b>GRAND TOTAL</b>	<b>991</b>	<b>619</b>	<b>1610</b>

## TEACHERS BY SCHOOL TYPE

SCHOOL TYPE	MALES	FEMALES	TOTAL
<b>PUBLIC</b>			
Primary	322	1074	1396
<b>PRIVATE</b>			
Primary/ Mixed	42	172	214
<b>GRAND TOTAL</b>	<b>991</b>	<b>619</b>	<b>1610</b>



## SPECIAL EDUCATION

Special education caters to students with a variety of challenges such as visual impairments, hearing impairments, autism spectrum disorders, Downe's Syndrome, cognitive challenges and attention deficit disorders. In Barbados, the models used to provide special education include dedicated special schools; dedicated units attached to main-stream schools; inclusion units and remedial programmes.

In the public sector, the four primary schools offering dedicated special education in attached units are Charles F. Broome Memorial, Eagle Hall, Ellerton and All Saints', while the three dedicated special schools are Erdiston, Ann Hill and Irving Wilson. The four registered private special schools are the Learning Centre, Challenor Creative Arts and Training Centre, John Payne School for Exceptional Children and the School House for Special Needs.

### SCHOOLS BY TYPE

SCHOOL TYPE	QUANTITY OFFERING
<b>PUBLIC</b>	
Primary	4
Special	3
	<b>7</b>
<b>PRIVATE</b>	
Special	4
<b>GRAND TOTAL</b>	<b>11</b>

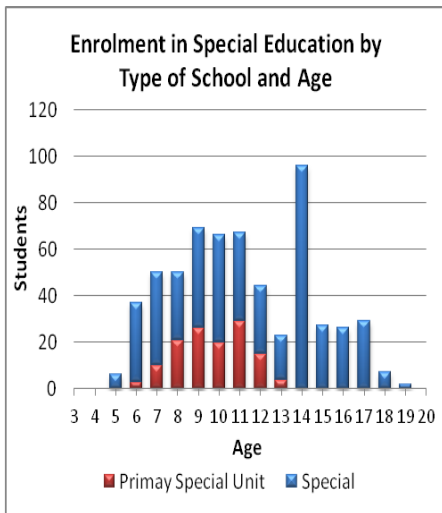
### ENROLMENT BY SCHOOL TYPE AND SEX

SCHOOL TYPE	MALES	FEMALES	TOTAL
<b>PUBLIC</b>			
Primary	81	47	128
Special	131	63	194
	<b>212</b>	<b>110</b>	<b>322</b>
<b>PRIVATE</b>			
Special	194	83	277
<b>GRAND TOTAL</b>	<b>406</b>	<b>193</b>	<b>599</b>

## ENROLMENT INDICATORS

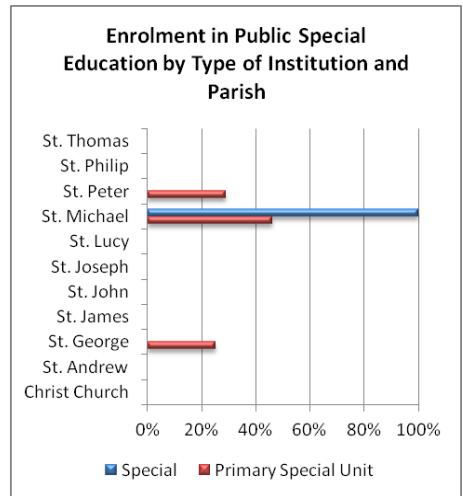
	MALES	FEMALES	TOTAL
<b>GER</b>	3%	1%	2%
<b>NER</b>	2%	1%	1%
	PUBLIC	PRIVATE	TOTAL
<b>GPI (m:f)</b>	1.93	2.34	2.10

## ENROLMENT BY AGE<sup>6</sup>



<sup>6</sup> Ages are calculated as at the end of the academic year

## ENROLMENT BY PARISH



## TEACHERS BY SCHOOL TYPE

SCHOOL TYPE	MALES	FEMALES	TOTAL
<b>PUBLIC</b>			
Primary Special Unit	3	29	32
Special	8	15	23
	<b>11</b>	<b>44</b>	<b>55</b>

## TEACHERS BY TRAINING AND SEX

STATUS	MALES	FEMALES	TOTAL
<b>PUBLIC</b>			
Trained	4	30	34
Untrained	7	14	21
	<b>11</b>	<b>44</b>	<b>55</b>

## SECONDARY EDUCATION

Secondary education caters to students between ages 11 and 16; spanning five grades known as Form 1, Form 2, Form 3, Form 4 and Form 5.

### SCHOOLS BY TYPE

TYPE	QUANTITY OFFERING
<b>PUBLIC</b>	
Secondary	22
<b>PRIVATE</b>	
Secondary/Mixed	9
<b>GRAND TOTAL</b>	<b>31</b>

### ENROLMENT BY SCHOOL TYPE AND SEX

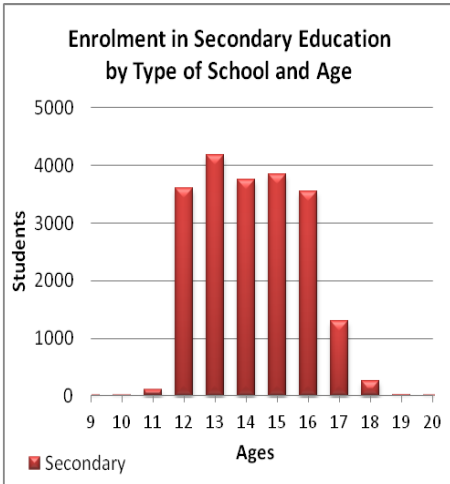
SCHOOL TYPE	MALES	FEMALES	TOTAL
<b>PUBLIC</b>			
Secondary	9931	9376	19307
<b>PRIVATE</b>			
Secondary/ Mixed	465	831	1296
<b>GRAND TOTAL</b>	<b>10396</b>	<b>10207</b>	<b>20603</b>

### ENROLMENT INDICATORS

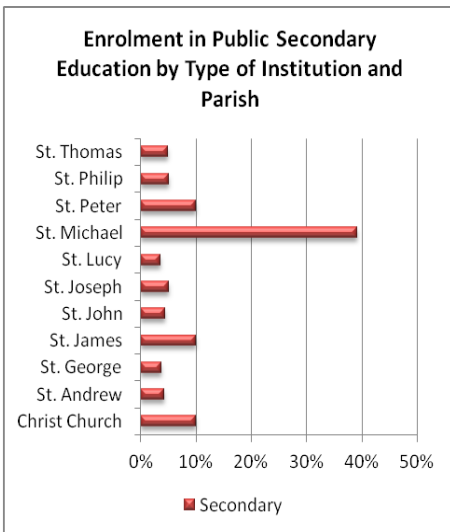
	MALES	FEMALES	TOTAL
<b>GER</b>	110%	117%	114%
<b>ANER*</b>	96%	100%	98%
<b>PUBLIC PRIVATE TOTAL</b>			
<b>GPI (m:f)</b>	1.06	0.56	1.02

\*adjusted NER

### ENROLMENT BY AGE<sup>7</sup>



### ENROLMENT BY PARISH



<sup>7</sup> Ages are calculated as at the end of the academic year

### TEACHERS BY SCHOOL TYPE

SCHOOL TYPE	MALES	FEMALES	TOTAL
<b>PUBLIC</b>			
Secondary	504	802	1306
<b>PRIVATE</b>			
Secondary/ Mixed	33	168	201
<b>GRAND TOTAL</b>	<b>537</b>	<b>970</b>	<b>1507</b>

### TEACHERS BY TRAINING AND SEX

STATUS	MALES	FEMALES	TOTAL
<b>PUBLIC</b>			
Trained	283	470	753
Untrained	221	332	553
	<b>504</b>	<b>802</b>	<b>1306</b>
<b>PRIVATE</b>			
Trained	8	47	55
Untrained	25	121	146
	<b>33</b>	<b>168</b>	<b>201</b>
<b>GRAND TOTAL</b>	<b>537</b>	<b>970</b>	<b>1507</b>

## POST-SECONDARY NON-TERTIARY EDUCATION

### INSTITUTIONS BY TYPE

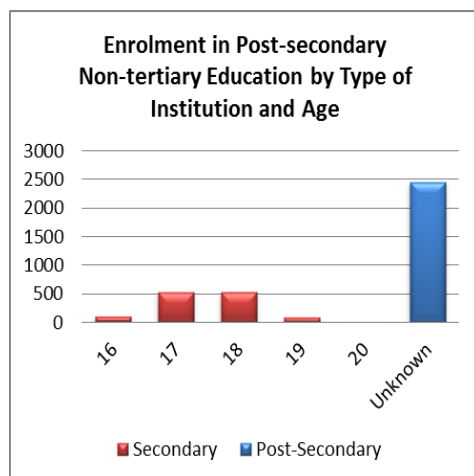
TYPE	QUANTITY OFFERING
Secondary	7
Post-Secondary Non-tertiary	1
<b>GRAND TOTAL</b>	<b>31</b>

Seven public secondary schools offer two years of the post-secondary non-tertiary education level, commonly known as 6<sup>th</sup> Form. The Samuel Jackman Prescod Polytechnic is the lone institution dedicated to post-secondary non-tertiary education.

### ENROLMENT BY INSTITUTION TYPE AND SEX

INSTITUTION TYPE	MALES	FEMALES	TOTAL
Secondary	559	692	1251
Post-Secondary Non-tertiary	1426	1029	2455
<b>GRAND TOTAL</b>	<b>1886</b>	<b>2111</b>	<b>3997</b>

### ENROLMENT BY AGE<sup>8</sup>



### ENROLMENT INDICATORS

M:F	
<b>GPI</b>	1.15

### GRADUATES

INSTITUTION TYPE	MALES	FEMALES	TOTAL
Post-Secondary Non-tertiary	305	295	600

<sup>8</sup> Ages are calculated as at the end of the academic year

## TERTIARY EDUCATION

### INSTITUTIONS BY TYPE

TYPE	QUANTITY OFFERING
Tertiary	3

The three public institutions offering tertiary level education in Barbados are the Erdiston Teachers' Training College (ETTC); the Barbados Community College (BCC) and the University of the West Indies, Cave Hill Campus (UWI).

### ENROLMENT BY SEX

INSTITUTION	MALES	FEMALES	TOTAL
ETTC <sup>e</sup>	139	168	307
BCC	1278	2610	3888
UWI	2775	5859	8634
<b>GRAND TOTAL</b>	<b>4192</b>	<b>8637</b>	<b>12829</b>

*e - estimate*

### ENROLMENT INDICATORS

M:F	
GPI	0.49

### GRADUATES

INSTITUTION	MALES	FEMALES	TOTAL
ETTC	x	x	209
BCC	271	540	811
UWI	597	1582	2179
<b>GRAND TOTAL</b>			

*x - included in total*

## EXAMINATION STATISTICS

### BARBADOS SECONDARY SCHOOL ENTRANCE EXAMINATION

The Barbados Secondary School Entrance Examination (BSSEE) is a standardised test with components in Mathematics, English and Essay, which is normally administered to eleven year-old students in the final grade of primary education.

#### CANDIDATES

MALES	FEMALES	TOTAL
1871	1858	3729

#### EARLY SITTERS AND DEFERRALS

The Flexible Transfer System facilitates the sitting of the BSSEE by students, as far as their abilities allow, at an early age or at most one year late.

	MALES	FEMALES	TOTAL
Early Sitters	3	4	7
Deferrals	73	40	113

#### NATIONAL AVERAGES

SUBJECT	AVERAGE
Mathematics	58
English	65
Essay	C

#### DISTRIBUTION OF SCORES

SCORE RANGES	DISTRIBUTION
<b>MATHEMATICS</b>	
0-39 (Unsatisfactory)	30%
40-100 (Satisfactory)	71%
<b>ENGLISH</b>	
0-39 (Unsatisfactory)	14%
40-100 (Satisfactory)	86%
<b>ESSAY</b>	
D - F (Unsatisfactory)	29%
A - C (Satisfactory)	71%

## CARIBBEAN SECONDARY EDUCATION CERTIFICATE

The Caribbean Secondary Education Certificate (CSEC) is awarded by the Caribbean Examinations Council in a variety of general and technical/vocational subject areas. Students normally sit CSEC examinations at the end of the fifth year of secondary school.

### REGISTRATIONS AND SITTINGS

	COUNT	%
Males	8,635	
Females	11,337	
<b>Total Registrations</b>	<b>19,972</b>	
Males	8,232	95%
Females	10,898	96%
<b>Total Sittings</b>	<b>19,130</b>	<b>96%</b>

### OVERALL PASS RATES

GRADES	MALES	FEMALES	TOTAL
I	13%	15%	14%
II	26%	27%	27%
III	32%	32%	32%
<b>TOTAL</b>	<b>71%</b>	<b>74%</b>	<b>73%</b>

### PASS RATES IN ENGLISH

GRADES	MALES	FEMALES	TOTAL
I	18%	26%	23%
II	27%	26%	26%
III	26%	25%	26%
<b>TOTAL</b>	<b>72%</b>	<b>78%</b>	<b>75%</b>

### PASS RATES IN MATHEMATICS

GRADES	MALES	FEMALES	TOTAL
I	15%	16%	16%
II	25%	22%	23%
III	32%	30%	31%
<b>TOTAL</b>	<b>73%</b>	<b>68%</b>	<b>70%</b>



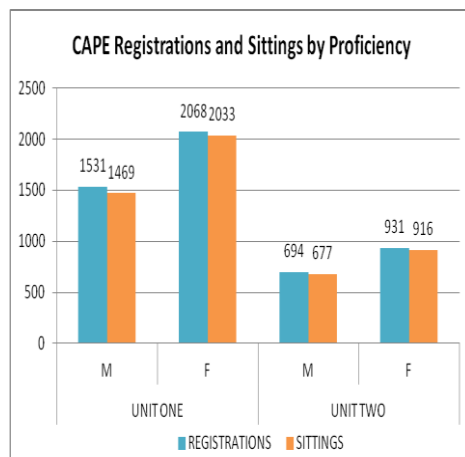
## CARIBBEAN ADVANCED PROFICIENCY EXAMINATION

The Caribbean Advanced Proficiency Examination (CAPE) is administered by the Caribbean Examinations Council to students who usually would have completed secondary education certifications and wish to be certified at the post-secondary level. Students normally sit Unit 1 and UNIT 2 of CAPE at the end of the first and second year of post-secondary non-tertiary education (lower- and upper-sixth forms) respectively.

### REGISTRATIONS AND SITTINGS

	COUNT	%
Males	2225	
Females	2999	
<b>Total Registrations</b>	<b>5224</b>	
Males	2146	96%
Females	2949	98%
<b>Total Sittings</b>	<b>5095</b>	<b>98%</b>

### REGISTRATIONS AND SITTINGS BY PROFICIENCY



### OVERALL PASS RATES

GRADES	MALES	FEMALES	TOTAL
I	12%	16%	14%
II	17%	20%	19%
III	23%	21%	22%
IV	20%	20%	20%
V	16%	15%	16%
<b>TOTAL</b>	<b>88%</b>	<b>92%</b>	<b>91%</b>

UNIT ONE PASS RATES

GRADES	MALES	FEMALES	TOTAL
I	12%	15%	14%
II	16%	19%	18%
III	22%	21%	21%
IV	20%	21%	21%
V	18%	16%	17%
<b>TOTAL</b>	<b>87%</b>	<b>93%</b>	<b>90%</b>

UNIT TWO PASS RATES

GRADES	MALES	FEMALES	TOTAL
I	13%	18%	16%
II	20%	21%	21%
III	25%	22%	23%
IV	19%	19%	19%
V	13%	12%	13%
<b>TOTAL</b>	<b>90%</b>	<b>92%</b>	<b>91%</b>

SCHOLARSHIPS, EXHIBITIONS AND SPECIAL AWARDS

TYPE OF AWARD	TOTAL
<b>Barbados Scholarships</b>	<b>14</b>
Males	4
Females	10
<b>Barbados Exhibitions</b>	<b>22</b>
Males	3
Females	19
<b>Special Awards</b> (National Development Scholarship)	<b>6</b>
Males	2
Females	4
<b>Total Awards</b>	<b>42</b>
Males	9
Females	33